

UCSF Ophthalmology MyChart Patient Tip Sheet

The Wayne and Gladys Valley Center for Vision (WGVCV) warmly encourages patients to use MyChart whenever possible. Some benefits:

- Request appointments
- Utilize tickets to schedule follow-up visits and any tests required
- Directly schedule a vision exam at VISION Optical Parnassus and our Saturday Mission Bay Optometry clinics (no ticket needed for current Optometry patients)
- Securely communicate non-urgent questions with your provider
- Request medications
- Check test results
- Update insurance information

To sign up: use activation code or go to www.ucsfhealth.org/mychart

For more information: www.ucsfhealth.org/mychart

Help line: 415-514-6000

MyChart App scheduling instructions: See other side of this sheet

EPIC MyChart App can be downloaded from the Apple App Store/Google Play Store for smart phones.

MyChart Login

An easy, secure way to manage your health care needs

Sign in

[Forgot Username?](#) | [Forgot Password?](#)

CREATE AN ACCOUNT

[I have an activation code](#) →

[Sign up without an activation code](#) →

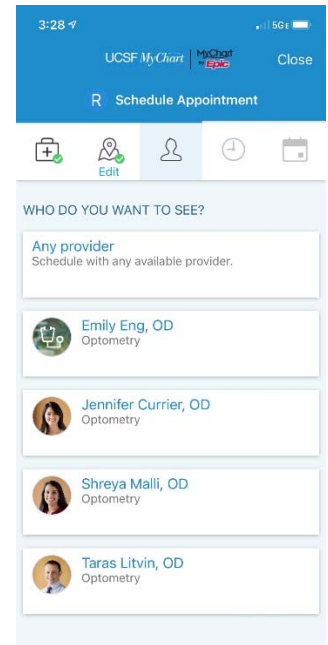
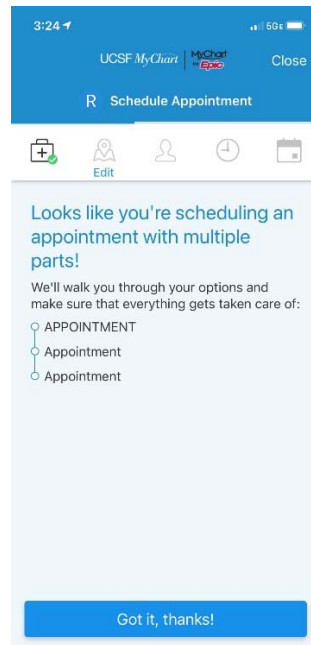
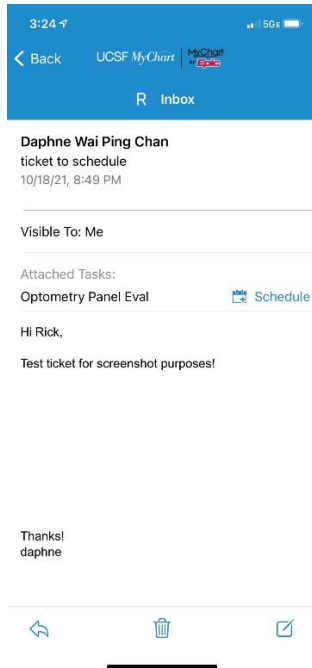
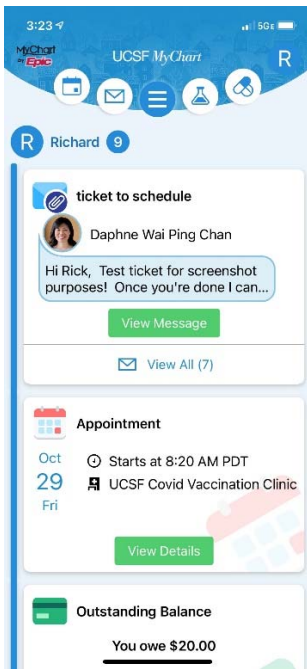
PARA HISPANOHABLANTES

[Vea esta página en español](#) →

[Forgot username?](#) → [Forgot password?](#) →

Visual steps on EPIC MyChart when receiving Appointment Request/Ticket to schedule with your provider

- #1 Check your My Chart App #2 Click “schedule” #3 Click “Got it, thanks!” #4 Click provider for appt
- Click “view message”



#5 Choose preferred date and time

#6 You're done! See you soon!

